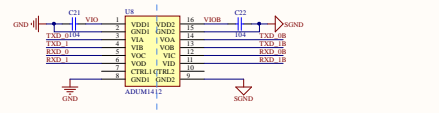
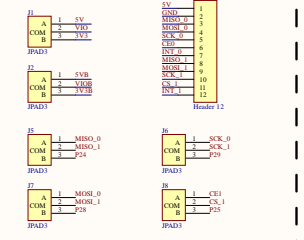
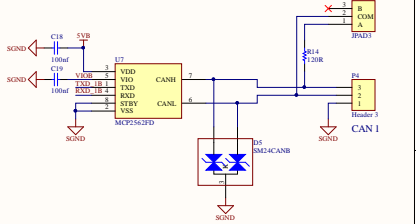
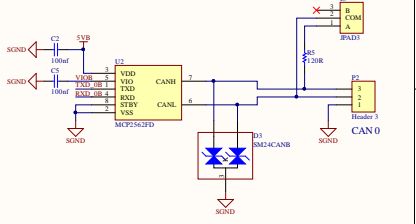


Raspberry Pi Interface

Header	Pin	Signal	Connection
P1 (GPIO)	1	5V	5V
	2	GND	GND
	3	5V	5V
	4	GND	GND
	5	5V	5V
	6	GND	GND
	7	5V	5V
	8	GND	GND
	9	5V	5V
	10	GND	GND
	11	5V	5V
	12	GND	GND
	13	5V	5V
	14	GND	GND
	15	5V	5V
	16	GND	GND
	17	5V	5V
P2 (GPIO)	1	5V	5V
	2	GND	GND
	3	5V	5V
	4	GND	GND
	5	5V	5V
	6	GND	GND
	7	5V	5V
	8	GND	GND
	9	5V	5V
	10	GND	GND
	11	5V	5V
	12	GND	GND
	13	5V	5V
	14	GND	GND
	15	5V	5V
	16	GND	GND
	17	5V	5V
P3 (GPIO)	1	5V	5V
	2	GND	GND
	3	5V	5V
	4	GND	GND
	5	5V	5V
	6	GND	GND
	7	5V	5V
	8	GND	GND
	9	5V	5V
	10	GND	GND
	11	5V	5V
	12	GND	GND
	13	5V	5V
	14	GND	GND
	15	5V	5V
	16	GND	GND
	17	5V	5V

W
2-CH CAN FD HAT



CAN Transceiver